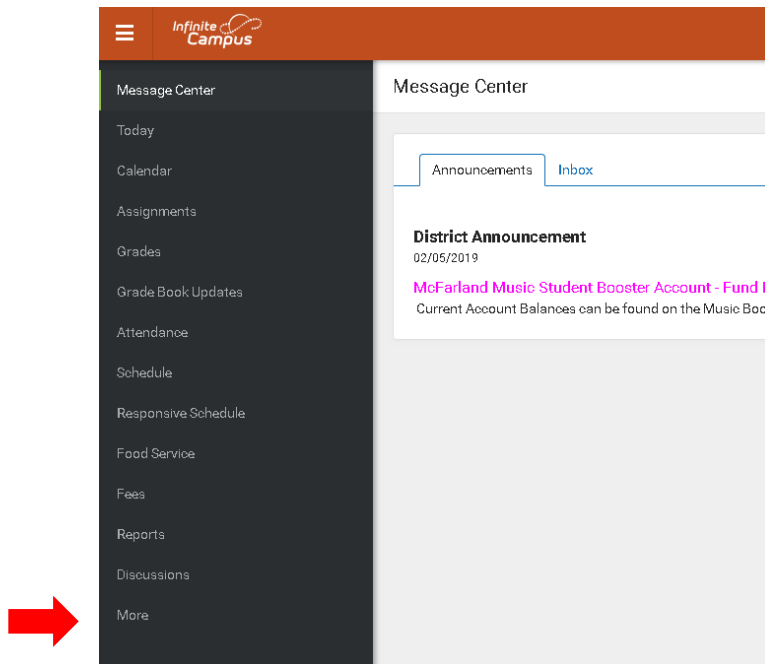
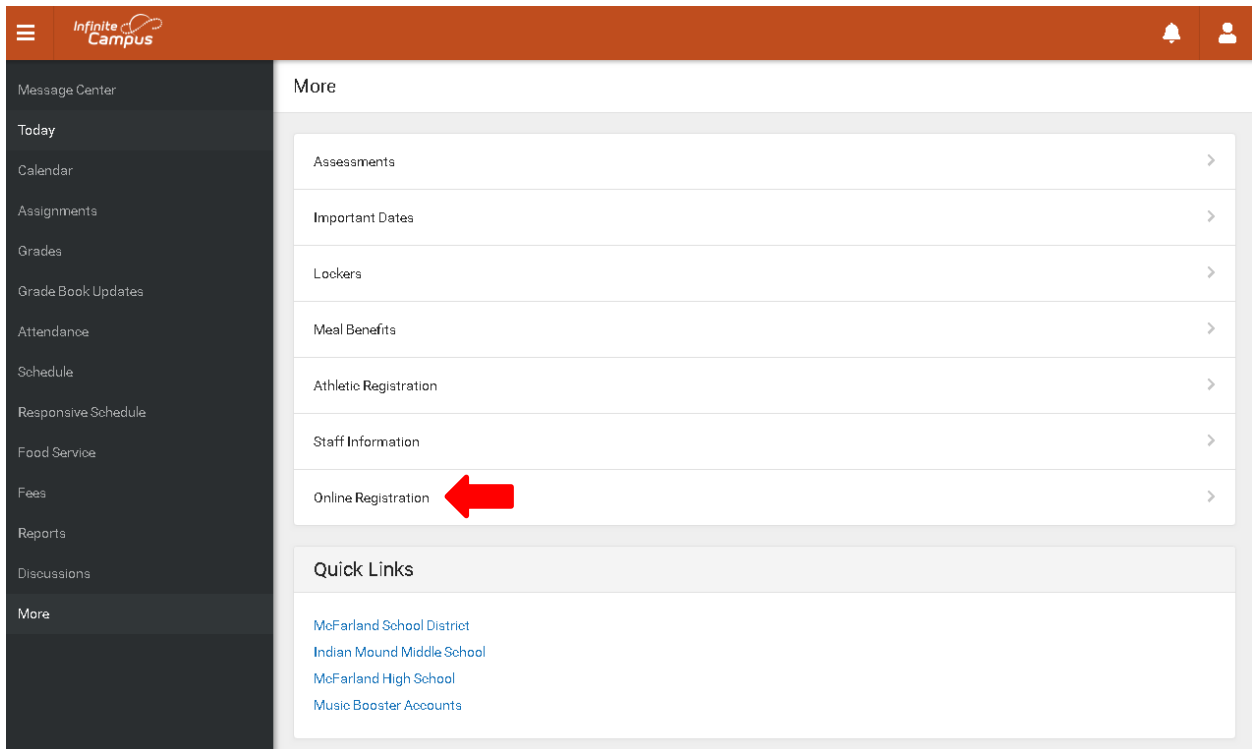


McFarland School District Annual Student Registration

Step 1: Log into your Infinite Campus Portal Account. Select the 'More' option at the bottom of the left-hand index



Step 2: Click the 'Online Registration' link



Step 3: Select the option labelled 'Click here to go to ANNUAL STUDENT REGISTRATION'

Infinite Campus
Shannon Burrs
Online Registration
Please select from the following:
Register student(s) who are currently enrolled in this district. | or | Register student(s) who have never been enrolled in this district.
Click here to go to ANNUAL STUDENT REGISTRATION. Click here to go to New Student Enrollment

Step 4: You should see a list of children that could be included in your online application. The column labelled 'Included in new App?' will indicate if that child will be included. If it says 'No' next to a child, there should be a reason listed in the next column. **Only one parent is able to provide information for each student** so if another parent has already begun the online process, you may see a 'No' in the Include column.

Click the 'Begin Annual Registration' button to proceed

Online Registration
Welcome to Online Registration. You will see the household, parent/guardian and emergency contact information and will be able to change it if necessary. Press the Begin Registration to continue
Existing Student Registration
This editor is to update data for students that are currently enrolled in the District. You may add new students that are registering for the SELECT year later in the process.
If you only want to enroll new students for the selected year at this time, please use the link below to go to the New Student Enrollment form.
Click here to go to New Student Enrollment

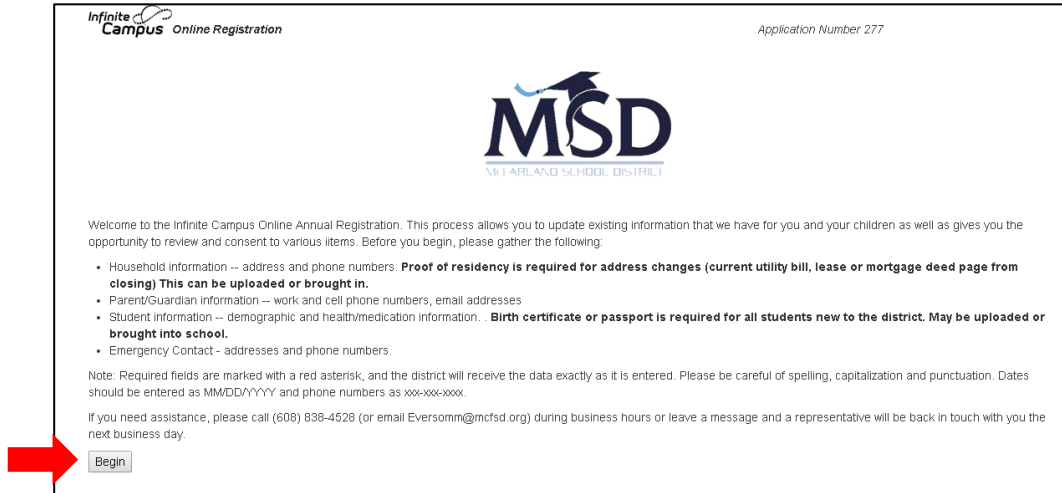
Student Name	Grade	Included in new App?	Reason if not included	Online Registration Submitted
Reece Smith	06	Yes	Included	No
Mica Smith	09	No	In Application Number 276	Yes

Registration Year: 19-20
Begin Annual Registration

Step 5: Type your name in the indicated box and use your mouse to sign, verifying that you are the person indicated. Then click 'Submit'

Infinite Campus Online Registration
Application Number 277
Welcome Mary Smith Please type in your first and last name in the box below.
By typing your name into the box below you attest that you are the person authenticated into this application or an authorized user of this account, and the data you are entering/verifying is accurate and true to the best of your knowledge.
Mary Smith
Please sign on the line below.
Mary Smith
Clear Submit

Step 6: Read the introductory information. It tells you what you will need to complete the process. If your address has changed, you will be asked to provide proof of residency. Click 'Begin' when you are ready to begin. **Please note** that you can stop anywhere along this process and come back at a later time by redoing steps 1-3 above.



Step 7: Complete all sections - you will see the following section headers:

- Student(s) Primary Household
- Parent/Guardian
- Emergency Contacts/Physician/Hospital
- Children NOT to be Enrolled
- Student

You will be taken through the information in the order they appear. Once you finish one section, you will be taken to the next. To go from one sub-section to the next click the 'Next' (or 'Previous') button at the bottom of the screen. To go from one Section to the next, click 'Save/Continue'. **If you do choose to leave the registration at some point and plan to return later, please make sure you Save/Continue the section you are on before closing your window.**

Step 8: Once all sections have been completed, all the section headers will appear in green and you will be taken to the 'Completed' section. At this point you are able to go back to any section to review/change information by clicking on the section header. **When you are completely finished, you must click the red 'Submit' button in order for your information to be transferred to the district.**

